



**DASMAN** دسلمان  
BILINGUAL SCHOOL مدرسة ثنائية اللغة





**DASMAN** دسلمان  
BILINGUAL SCHOOL مدرسة ثنائية اللغة



Trace the Cs.



Color the C.



C is for Cupcake.


Circle the Cs.

C D X C Q B H C K R

Trace the Es.



Color the E.



E is for Elephant


Circle the Es.

R D E C Q E H M E H

Trace the Ks.



Color the K.




K is for Kangaroo

Circle the Ks.

O K J R K E H M K V



Color the N.



N is for Noodles

Circle the Ns.

N Z T B F N H G N L

Name: \_\_\_\_\_

# Beginning Sounds

Glue the matching letter to each picture.



\_\_ock



\_\_all



\_\_pple



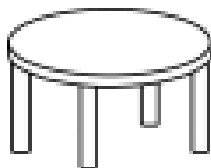
\_\_at



\_\_nail



\_\_ig



\_\_able



\_\_ar



\_\_iger

t

c

p

a

b

h

s

t

s

Write your name.

---

---

I see the bus.



The bus can go.



I can see the car.



The car can go.



I see my bike.



My bike can go.

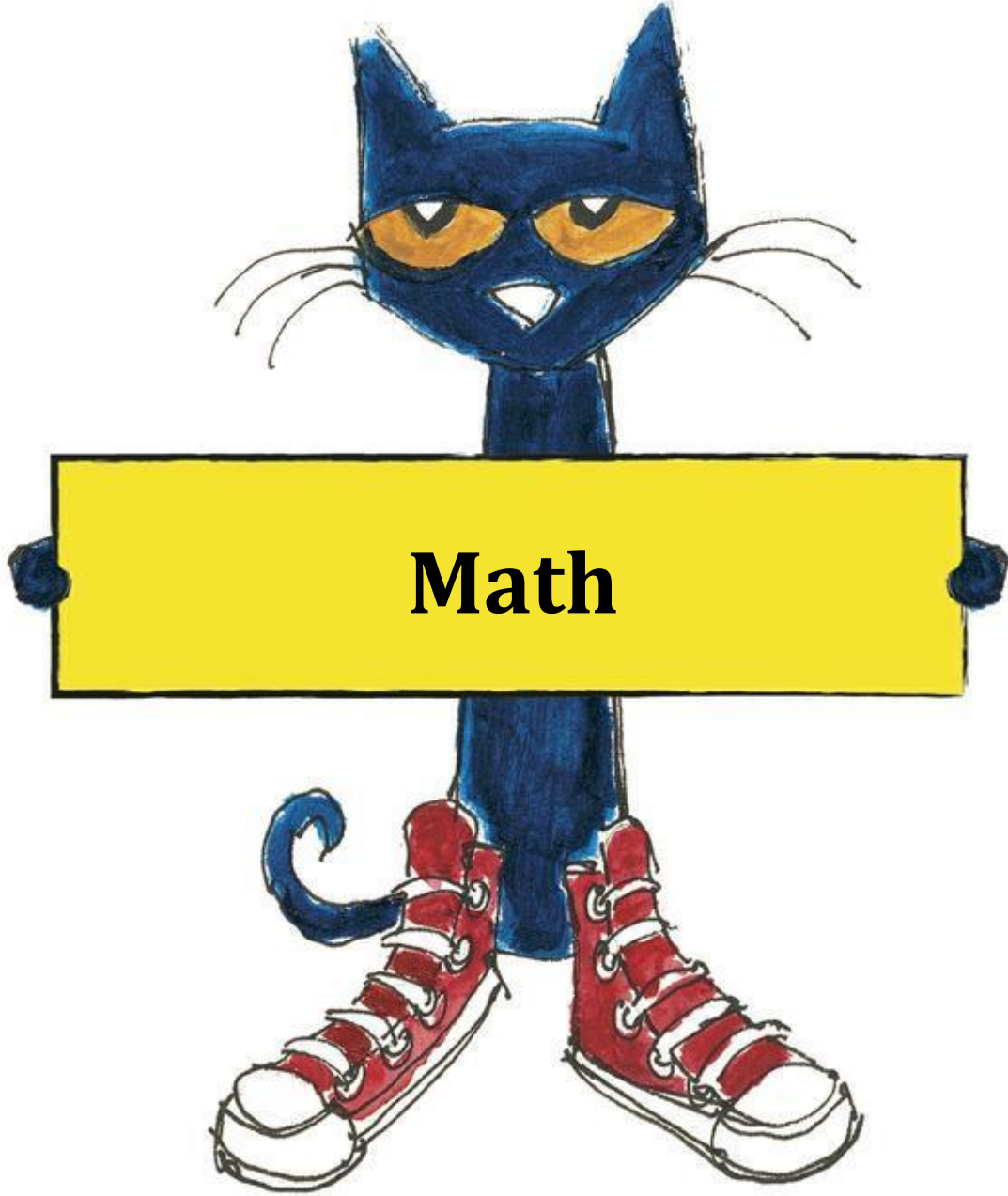


I like my bike!





**DASMAN** دسلمان  
BILINGUAL SCHOOL مدرسة ثنائية اللغة

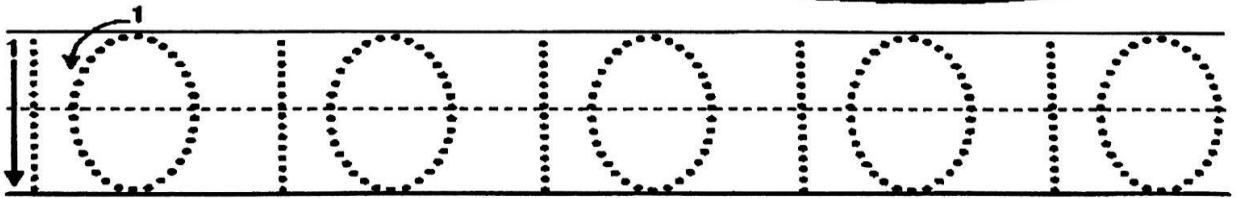

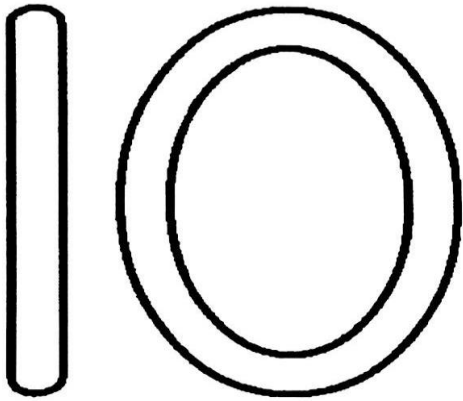


**Directions: Write your name at the top.  
Trace the number 10. Draw 10 objects in the jar.  
Write number 10 at the bottom.**

---

---

---



---

---

---

---

---

2

4



5

3



8

9



10

7



6

8



Directions: Circle the number that is greater than in each set.

1



\_\_\_\_\_

-----

\_\_\_\_\_


\_\_\_\_\_

-----

\_\_\_\_\_

### Spiral Review (K.CCA.3, K.CCB.4c)

2

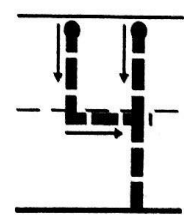

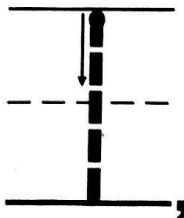


\_\_\_\_\_

-----

\_\_\_\_\_

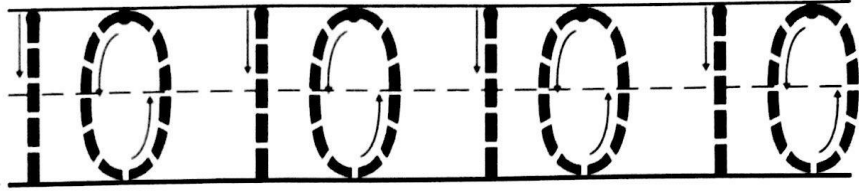
3




**DIRECTIONS** 1. Count how many objects are in each set. Write the numbers. Compare the numbers. Circle the number that is less. 2. Count and tell how many cats. Write the number. 3. Trace or write the numbers in order.

6

10  
ten



7




\_\_\_\_\_

-----

\_\_\_\_\_



8




\_\_\_\_\_

-----

\_\_\_\_\_



9



\_\_\_\_\_

-----


\_\_\_\_\_



**DIRECTIONS** 6. Say the number. Trace the numbers.  
7-9. Count and tell how many. Write the number.



**DASMAN** دسمن  
BILINGUAL SCHOOL مدرسة ثنائية اللغة



# LANDFORMS

Directions: Draw a picture of each landform

river

lake

valley

plain

mountain


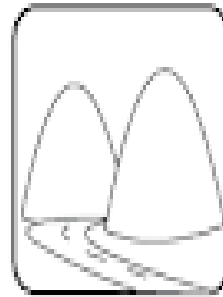



hill

**Directions: Cut out the words and place them under the correct picture. Color the pictures.**

Name \_\_\_\_\_



Date \_\_\_\_\_

**Land and Water**



**L  
A  
N  
D**

**W  
A  
T  
E  
R**



**lake**

**hill**

**plain**

**river**

**mountain**

**ocean**

**pond**

**valley**



**DASMAN** دسلمان  
BILINGUAL SCHOOL مدرسة ثنائية اللغة





**DASMAN** داسمان  
BILINGUAL SCHOOL مدرسة ثنائية اللغة

### **Language Arts:**

<https://www.youtube.com/watch?v=RrIC8M38DNE&list=PLh7mlvgf0E6uWrFM7IMXKNhsNmQy7SRIP>

### **Math:**

[www.ixl.com](http://www.ixl.com)

[www.starfall.com](http://www.starfall.com)

<https://youtu.be/0TgLtF3PMOc>

### **Science:**

[https://www.youtube.com/watch?v=BsqKTJtK\\_vw](https://www.youtube.com/watch?v=BsqKTJtK_vw)

<https://www.youtube.com/watch?v=bNWuQD7QHBc>