



DASMAN داسمان
BILINGUAL SCHOOL مدرسة ثنائية اللغة



Council of
International





DASMAN داسمان
BILINGUAL SCHOOL مدرسة ثنائية اللغة



Council of
International




Phonics

Tt



Say the name of each picture.



Read each word.



at

mat

pat




tap

sat

Tam

Name: _____



LET'S WRITE 'NG' WORDS

ng

Add the digraph 'ng' to complete each word, then write the word again on the dotted line.



ri _____



ki _____



ru _____



sti _____



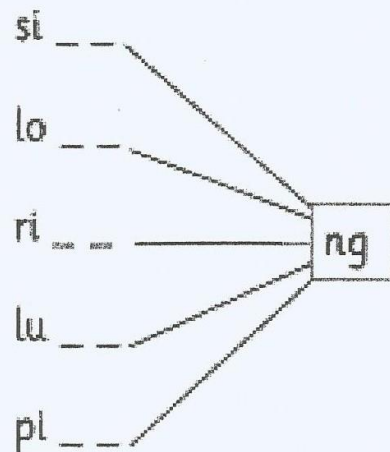
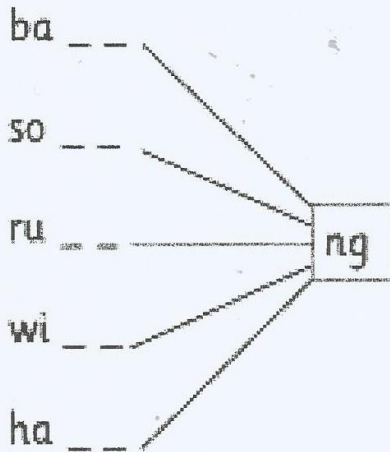
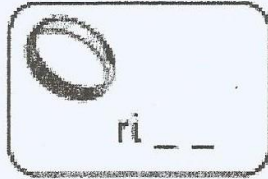
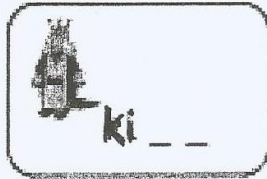
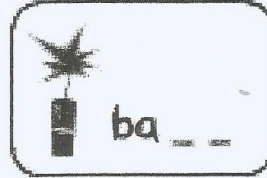
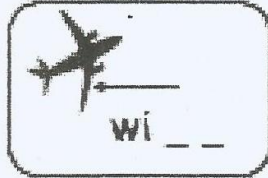
sli _____



Write a sentence on the back of the paper for each of the words listed above.

H/w. 2

Fill in the gaps to make the 'ng' words.










Read and draw the picture.

The King can ring the bell.



Name _____



Category Words: Colors

Color the pictures in this row that are orange.

Color the pictures in this row that are green.

Color the pictures in this row that are yellow.

Write why you colored the pictures.


Name _____

Reading Comprehension

Read the short passage and answer the questions.

Fluffy the Cat

Fluffy is a cat. She likes to play. Fluffy can jump very high.



1. What kind of animal is Fluffy?

- dog
- cat

2. What does she like to do?

- run
- jump


3. What can Fluffy do?

- jump high
- walk

© Kaitlynn Albani



DASMAN داسمان
BILINGUAL SCHOOL مدرسة ثنائية اللغة



Council of
International



Mid-Chapter Checkpoint

Personal Math Trainer
 Online Assessment and Intervention

Concepts and Skills

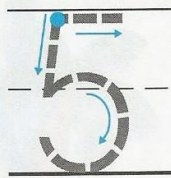
1

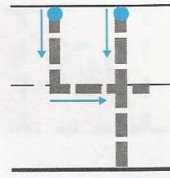
6

minus

1

2






==

3

THINK SMARTER



$4 - 2 = 2$ Yes No

$4 - 3 = 1$ Yes No

$3 - 1 = 2$ Yes No


DIRECTIONS 1. Choi has 6 counters. One of his counters is yellow. The rest are red. Draw and color the six counters in the ten frame. Write the number that shows how many in all. Write the number that shows how many are yellow. (K.OA.A.1) 2. Model a five-cube train. Four cubes are blue and the rest are orange. Take apart the cube train to show how many are orange. Draw and color the cube trains. Trace and write to complete the subtraction sentence. (K.OA.A.5) 3. Choose Yes or No. Does the subtraction sentence match the model? (K.OA.A.5)

332 three hundred thirty-two

Share and Show



8 --- 6 = 2



6 --- = 2



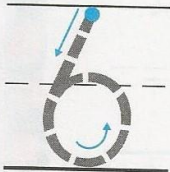

9 --- = 3

DIRECTIONS Listen to the subtraction word problem. 1. How many birds are taken from the set? Trace the circle and X. How many birds are left? Trace the subtraction sentence. 2-3. How many birds are taken from the set? Trace the circle and X. How many birds are left? Trace and write to complete the subtraction sentence.

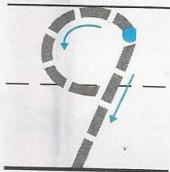
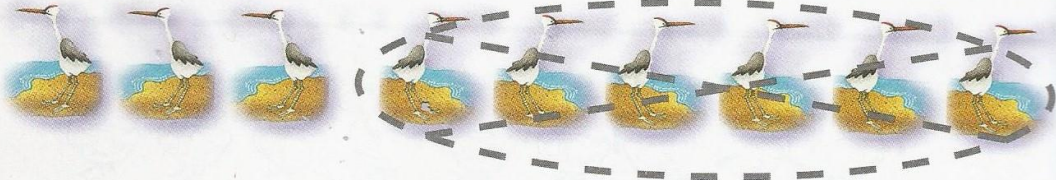
342 three hundred forty-two

Name _____

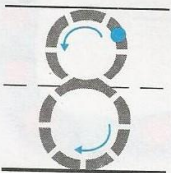
4



5



6



© Houghton Mifflin Harcourt Publishing Company

DIRECTIONS 4-6. Listen to the subtraction word problem. How many birds are taken from the set? Trace the circle and X. How many birds are left? Trace and write to complete the subtraction sentence.

Name _____

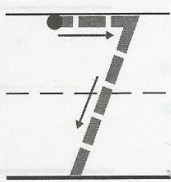
Practice and Homework Lesson 6.6

Algebra • Write More Subtraction Sentences



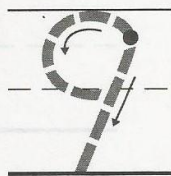

COMMON CORE STANDARD—K.OA.A.2
Understand addition as putting together and adding to, and understand subtraction as taking apart and taking from.

1



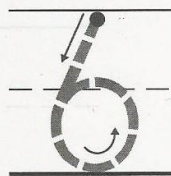

=====

2



=====

3

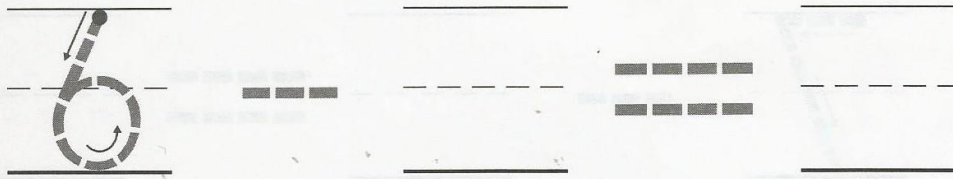



=====

DIRECTIONS 1–3. Listen to a subtraction word problem about the birds. There are seven birds. _____ birds are taken from the set. Now there are _____ birds. How many birds are taken from the set? How many birds are there now? Trace and write to complete the subtraction sentence.


Lesson Check (K.OA.A.2)

1

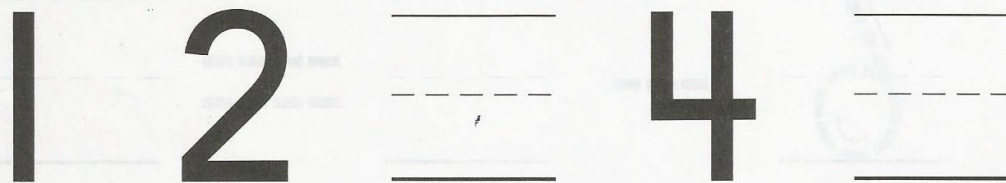



Spiral Review (K.CC.A.3, K.CC.B.4c)

2



3



DIRECTIONS 1. Trace and write to show the subtraction sentence for the buses. 2. How many lunch boxes are there? Write the number. 3. Count the dots in the ten frames. Begin with 1. Write the numbers in order as you count forward.


346 three hundred forty-six

**FOR MORE PRACTICE
GO TO THE
Personal Math Trainer**

© Houghton Mifflin Harcourt Publishing Company



DASMAN داسمان
DALEMHAR QURRI QURRI QURRI QURRI












Council of
International



Name _____

**Inquiry Skills
Practice**

Compare

▲ ● ■ Color the two animals that are the same in one important way. Draw a line under the animal that is different.

Use with pages 15–17.

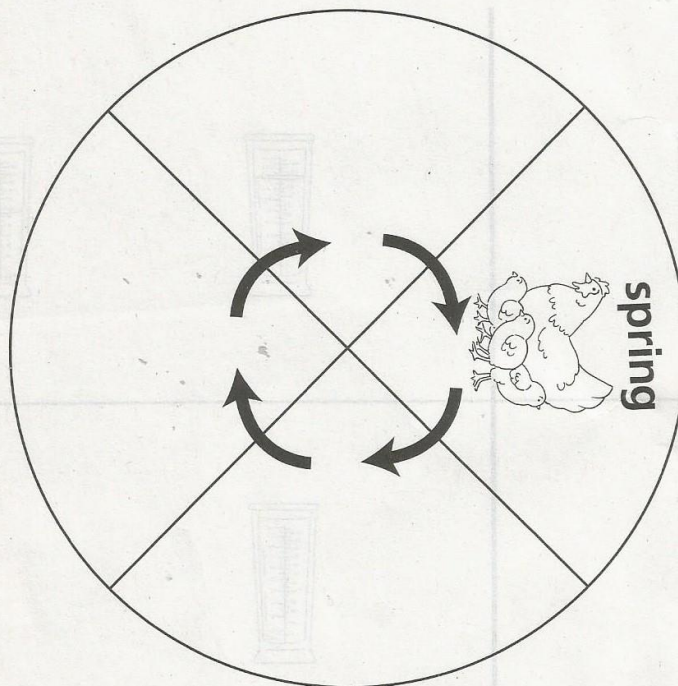
Activity Book **AB 27**

© Harcourt

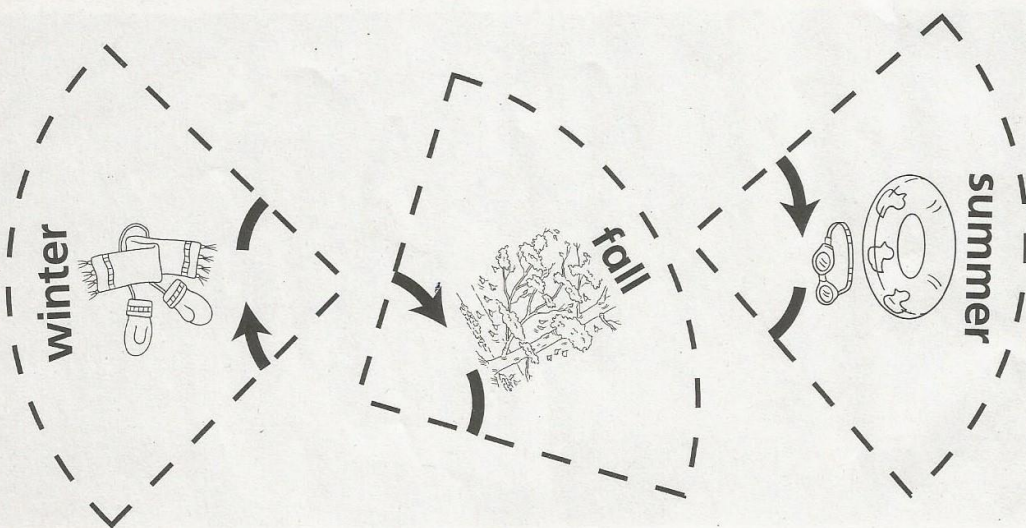
Name _____

Inquiry Skills
Practice

Sequence



Cut out the pictures of seasons. Glue the pictures on the circle in the correct order to show the sequence of the seasons.



© Harcourt



DASMAN دسلمان
BILINGUAL SCHOOL مدرسة ثنائية اللغة



Online Resources



Council of
International

New England Association
of Schools and Colleges
Improving Education through Accreditation since 1885

edexcel



Science:

<https://www.youtube.com/watch?v=8Zjpl6fgYSY>

Language Arts:

<https://www.youtube.com/watch?v=E60XIPSD00o>

<https://www.youtube.com/watch?v=Nrjb0rler5M>

<https://www.youtube.com/watch?v=wwEnyKWxcTg>

Math:

<https://www.youtube.com/watch?v=qM7B2nwpV1M>



Council of
International

